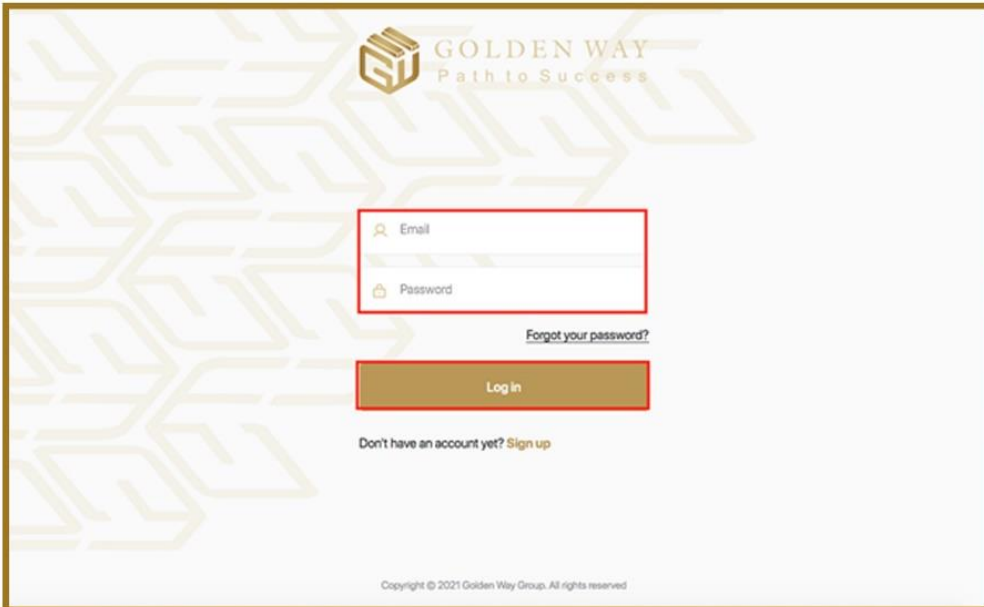




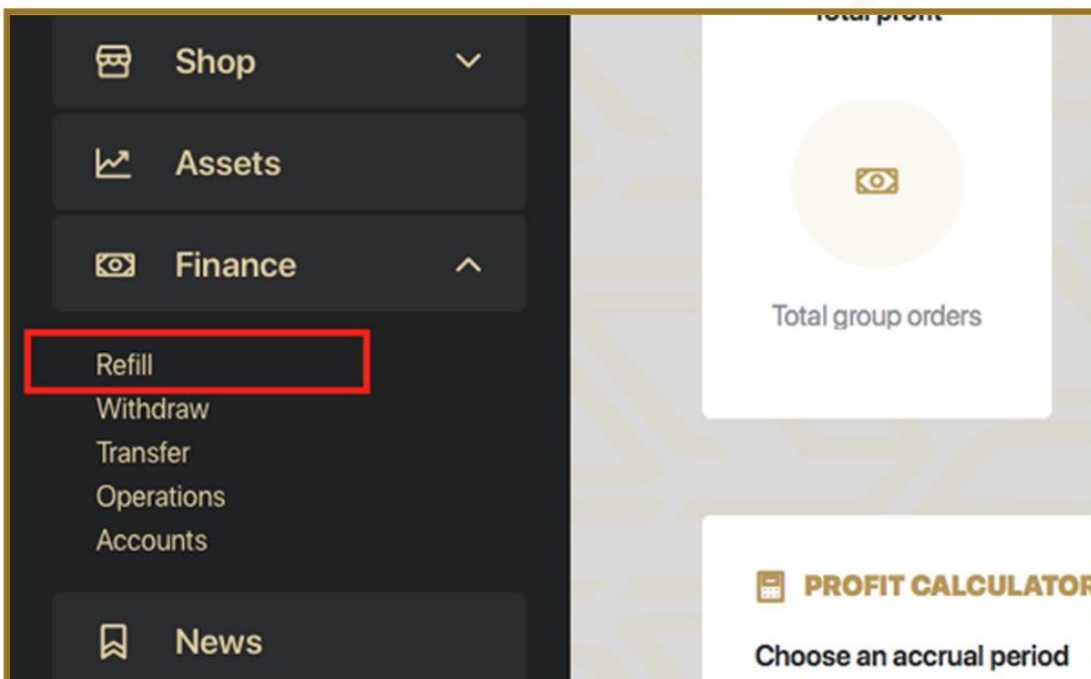
DEPOSITING VIA USDT (TRC20)

- 1 Go to <https://my.goldenway.world/>
- 2 Authorize with your email and password.



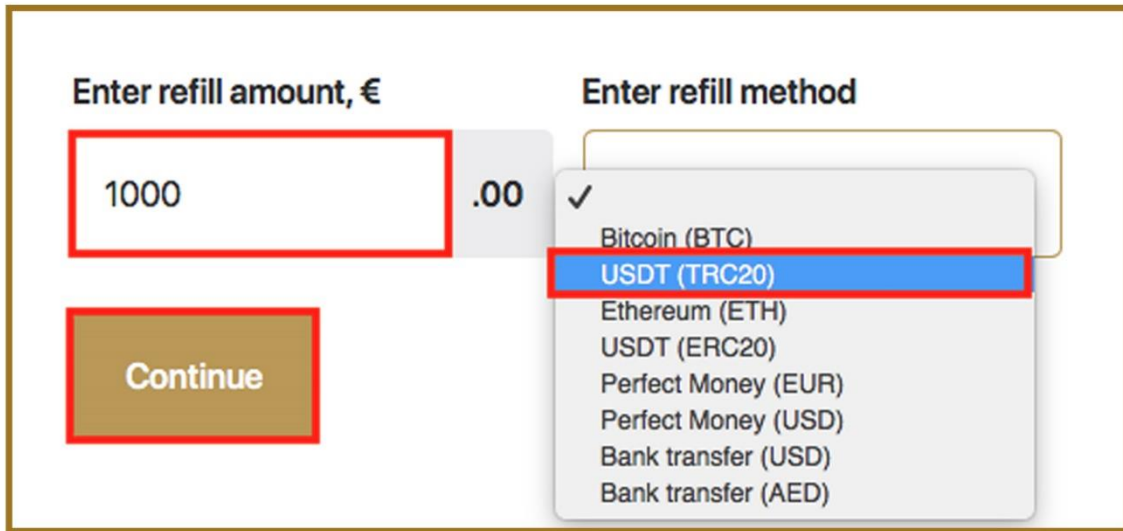
The screenshot shows the login page of the Golden Way platform. At the top, the Golden Way logo and tagline "Path to Success" are displayed. Below the logo, there are two input fields: "Email" and "Password", both highlighted with a red border. A "Forgot your password?" link is positioned below the password field. A prominent "Log In" button is centered below the input fields. At the bottom of the page, there is a link that says "Don't have an account yet? Sign up". The footer contains the text "Copyright © 2021 Golden Way Group. All rights reserved".

- 3 Go to "**Finance**", then "**Replenish**".





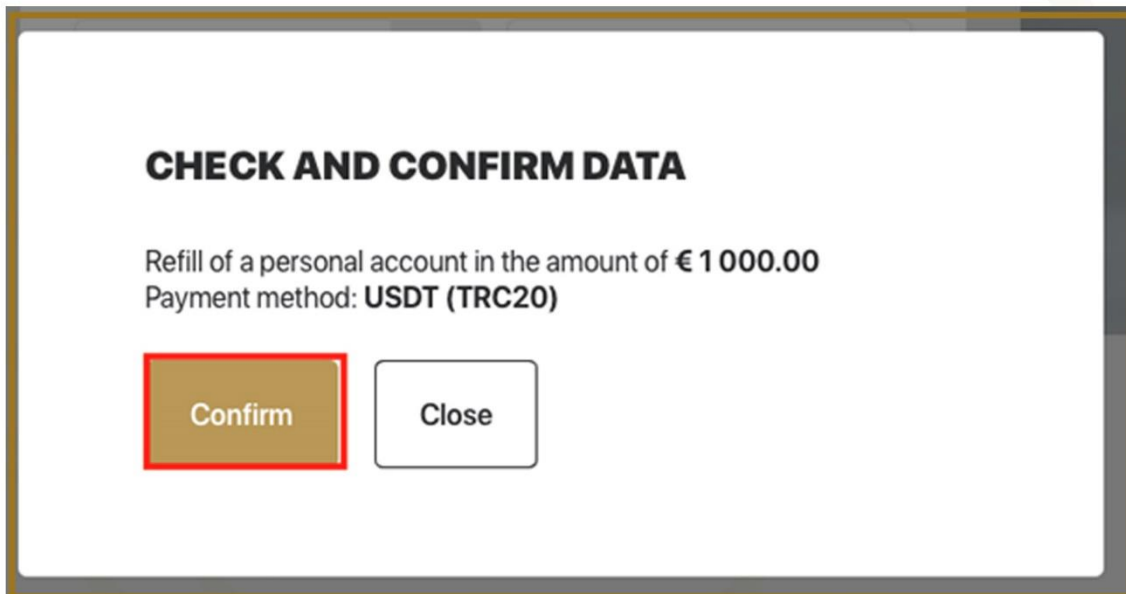
- 4** Enter the amount of deposit, for example 1000 euros, select the method of depositing USDT (TRC20) and click the "Continue" button.



The screenshot shows a form with two main sections: "Enter refill amount, €" and "Enter refill method".

- Enter refill amount, €:** A text input field contains "1000" and a currency field contains ".00". A "Continue" button is located below the input fields.
- Enter refill method:** A dropdown menu is open, showing a list of payment methods. The "USDT (TRC20)" option is highlighted in blue. The other options are Bitcoin (BTC), Ethereum (ETH), USDT (ERC20), Perfect Money (EUR), Perfect Money (USD), Bank transfer (USD), and Bank transfer (AED).

- 5** Check the data and if everything is correct, then click the "Confirm" button.



The screenshot shows a confirmation dialog box with the following content:

- CHECK AND CONFIRM DATA**
- Refill of a personal account in the amount of **€ 1 000.00**
- Payment method: **USDT (TRC20)**
- Two buttons: "Confirm" and "Close".



6 Now proceed to the payment. You can just scan the QR-code and transfer the specified amount or copy the wallet and transfer the indicated amount.

IT IS IMPORTANT!!!

- The sum of the transfer is exactly as it is specified, the commission you pay additionally, by yourself.
- If the amount transferred is less than indicated or you do not take into account the commission, the transaction is automatically canceled.
- If the amount of transfer is bigger, you will be credited with the amount of money you indicated in the order.
- For safety reasons the wallet for each operation is new, so there is no need to transfer money to one wallet several times.



7 After the confirmation the specified sum will be automatically transferred onto your balance, and the operation will have the status "Executed". If the transaction has the "New" status, wait for the confirmation of the transfer, the delay is related to the confirmation of transactions.

8 If the operation is in the "Cancelled" status, please contact our support team.

